

VALRENNNA®

VALPAINI

VALRENNNA

VALRENNNA

VALRENNÀ[®]

Pregio e Morbidezza in una soffice creazione







EFFETTO RENNA

456 A





496 D



496 C



496 B



496 A



481 D



481 B



481 A



467 D



467 B




467 A



470 D



470 B



470 A



456 D



456 B




456 A



479 A



479 B



479 D



448 A



448 B



448 D



425 A



425 B



425 D




468 A




468 B



468 D



451 D



451 C



451 B



451 A





498 D



484 D



498 C



484 C



498 B



484 B



498 A



484 A



497 A



497 B



497 D



482 A



482 B




482 D



541 A



541 B




541 D




455 A



455 B




455 D




483 D




471 D



483 C




471 C




483 B




471 B




483 A




471 A




437 A




437 B




437 D




438 A



438 B



438 D




542 A




542 B




542 D



457 A



457 B



457 D



457 D



539 B



474 D



474 C



474 B



474 A



534 A



534 B



534 D



463 A



463 B



463 D



476 A



476 B




476 D



539 A



539 B



539 D



538 D



537 D



538 C



537 C




538 B



537 B



538 A



537 A



428 A



428 B



428 D



446 A



446 B



446 D



442 A



442 B



442 D



536 A



536 B



536 D



PITTURA DECORATIVA E ARCHITETTURA

Progetti Architettonici nel Mondo

DECORATIVE PAINT AND ARCHITECTURE

Architecture Projects in the World

Fortemente connessa con contesti architettonici moderni, classici o minimalisti, VALRENNNA, finitura dalla tattilità morbida e vellutata, valorizza pareti e dettagli architettonici, contribuendo ad un interior design dal carattere elegante e sensoriale. Perfetta per ambienti living, suite, boutique hotel o spazi espositivi, dona personalità, senza rinunciare alla sobrietà.

- CASA PRIVATA A SEOUL (Korea): linee definite, sobrietà compositiva e spazialità inclusiva, esaltano la progettazione dal carattere fortemente minimal. La decorazione è parte integrante del progetto, dove le superfici decorate sono dei veri e propri complementi di arredo.

- BOUTIQUE A BURGOS (Spagna): la pelle, in questo caso, per scelta e necessità progettuale, rappresenta l'involucro che contiene il prodotto destinato alla vendita. Le pareti disegnano la quinta scenica che, attraverso una pittura decorativa dal carattere minimal e discreto ma al tempo stesso elegante, esalta i prodotti proposti. Il colore neutro è perfetto in questo contesto, dove i colori degli accessori prendono vita.


Our VALRENNNA finish perfectly integrates in modern, classic, and minimalist architectural settings. Its soft, velvety feel highlights the walls and the architectural details, contributing to create an elegant interior design. Its strong, yet sober personality makes it the perfect solution for living areas, suites, boutique hotels or exhibition spaces.

- PRIVATE HOUSE IN SEOUL (Korea): the minimalist design is enhanced by the defined lines, the simple composition and the inclusive space organization. Decoration is an integral part of the project where the painted surfaces become furnishing accessories.


- BOUTIQUE IN BURGOS (Spain): in this case, as a result of a design choice, the buckskin leather finish creates the setting for the products on sale. The walls design a theatre wing and the minimalist, discreet, yet elegant character of the decorative paint enhances the exhibited products. The neutral shade is perfect for this setting, where the colors of the accessories come alive.



Seoul (Korea del Sud)
























































































































479 D



479 A

COLORI
Cartella colori completa
Colors
Complete color chart

																					
	BIANCO	425 M		456 C	456 D	456 B		457 D	474 D	457 M	432 M	459 M	428 M	429 M							
																					
		425 D	467 D		470 B	470 D	484 D		455 D	437 D	457 B	542 D		463 D	442 D	446 D					
																					
	425 B	448 D	468 D	496 D	481 D	456 A	498 D	482 D		541 D	437 B	474 B	474 C	539 D	476 D	534 D	442 B	428 D	538 D		
																					
	451 D	479 C	448 B	467 B	496 C	497 B	497 D	484 B	484 C		483 D	471 D	474 A	438 D		463 B	536 D	446 B	537 D	538 C	
																					
	451 C	425 A	479 D	468 B	496 B	470 A	482 B	498 C	541 B		483 C	471 C	438 B	457 A	455 B	476 B	463 A	442 A	428 B	537 C	538 B
																					
	451 B	479 B	448 A	468 A	467 A	481 B	482 A	498 B	455 A		483 B	471 B	438 A	542 B	539 B	476 A	534 B	536 B	428 A	537 B	538 A
																					
	451 A	479 A		496 A	481 A	497 A	498 A	484 A	541 A		483 A	471 A	437 A	542 A	539 A		534 A	536 A	446 A	537 A	



IT E' una pittura all'acqua per interni dotata di particolare morbidezza al tatto, simile alla pelle di renna. Il VALRENNA è composto da pigmenti e resine speciali che permettono di realizzare effetti decorativi simili al tessuto morbido con sfumature di estrema eleganza. Il VALRENNA si può applicare su svariati supporti come muri in cemento, intonaco, gesso, cartongesso, legno, ferro, previo adeguato trattamento.

CARATTERISTICHE: Per ottenere i colori del catalogo occorre mescolare il VALRENNA ed il PRIMER 400 con la relativa quantità di pasta colorante denominata COLORI'. In alternativa si può colorare con il Sistema Tintometrico VALCLONE.

APPLICAZIONE DEL VALRENNA: 1) Effetto Renna: Stendere il VALRENNA a pennello in modo incrociato, con pennellate ridotte ed in tutte le direzioni. Dopo averlo applicato su una superficie di circa 1 mq, ripassare il supporto decorato con pennello scarico di prodotto, accarezzando il VALRENNA con pennellate in tutte le direzioni in modo da far affiorare maggiormente l'Effetto Renna. Dopo circa 5 - 6 ore a 20°C, procedere all'applicazione della seconda mano di VALRENNA con le stesse modalità sopra descritte. Per questo Effetto il VALRENNA va diluito al 10% con acqua.

2) Effetto Shantung: Stendere e distribuire bene il VALRENNA con Rullo a pelo corto a fasce larghe circa 1 metro e alte 1 - 2 metri. Subito dopo, a prodotto bagnato, spazzolare il VALRENNA dall'alto verso il basso e viceversa con la Spazzola PV 88 in modo da creare striature simili al tessuto Shantung. Per la decorazione di angoli e zone difficili da raggiungere si può utilizzare la Spazzola più piccola PV 89. Dopo circa 5 - 6 ore a 20°C applicare la seconda mano di VALRENNA con la stessa tecnica della prima. Per questo Effetto il VALRENNA va diluito al 10% con acqua.

3) Effetto Lino: Stendere e distribuire bene il VALRENNA con Rullo a pelo corto a fasce larghe circa 1 metro e alte 1 - 2 metri. Subito dopo, a prodotto bagnato, spazzolare il VALRENNA dall'alto verso il basso e viceversa con la Spazzola PV 88. Per la decorazione di angoli e zone difficili da raggiungere si può utilizzare la Spazzola più piccola PV 89. Dopo circa 5 - 6 ore a 20°C applicare la seconda mano di VALRENNA e quando il prodotto è ancora bagnato, spazzolare in senso orizzontale da destra verso sinistra e viceversa in modo da creare striature incrociate simili al tessuto di lino. Per questo Effetto il VALRENNA va diluito al 10% con acqua.

APPLICAZIONE DEL FONDO: Supporti Vecchi. Eliminare le vecchie pitture non ancorate e sforanti poi lavare con acqua e saponi adeguati. Successivamente stuccare la superficie da trattare. Ad essiccazione avvenuta,

PRIMER 400 LT. 0,750 + VALRENNA EXTRA SOFT LT. 0,750

A	PRIMER 400 (LT. 0,750) + COLORI' (50 ML.)	VALRENNA EXTRA SOFT (LT. 0,750) + COLORI' (22 ML.)
B	PRIMER 400 (LT. 0,750) + COLORI' (23 ML.)	VALRENNA EXTRA SOFT (LT. 0,750) + COLORI' (7 ML.)
C	PRIMER 400 (LT. 0,750) + COLORI' (4 ML.)	VALRENNA EXTRA SOFT (LT. 0,750) + COLORI' (4 ML.)
D	PRIMER 400 (LT. 0,750) + COLORI' (4 ML.)	VALRENNA EXTRA SOFT (LT. 0,750) + COLORI' (2 ML.)

PRIMER 400 LT. 2,5 + VALRENNA EXTRA SOFT LT. 2,5

A	PRIMER 400 (LT. 2,5) + COLORI' (167 ML.)	VALRENNA EXTRA SOFT (LT. 2,5) + COLORI' (73 ML.)
B	PRIMER 400 (LT. 2,5) + COLORI' (77 ML.)	VALRENNA EXTRA SOFT (LT. 2,5) + COLORI' (23 ML.)
C	PRIMER 400 (LT. 2,5) + COLORI' (13 ML.)	VALRENNA EXTRA SOFT (LT. 2,5) + COLORI' (13 ML.)
D	PRIMER 400 (LT. 2,5) + COLORI' (13 ML.)	VALRENNA EXTRA SOFT (LT. 2,5) + COLORI' (6 ML.)

PRIMER 400 LT. 5 + VALRENNA EXTRA SOFT LT. 5

A	PRIMER 400 (LT. 5) + COLORI' (333 ML.)	VALRENNA EXTRA SOFT (LT. 5) + COLORI' (146 ML.)
B	PRIMER 400 (LT. 5) + COLORI' (153 ML.)	VALRENNA EXTRA SOFT (LT. 5) + COLORI' (46 ML.)
C	PRIMER 400 (LT. 5) + COLORI' (26 ML.)	VALRENNA EXTRA SOFT (LT. 5) + COLORI' (26 ML.)
D	PRIMER 400 (LT. 5) + COLORI' (26 ML.)	VALRENNA EXTRA SOFT (LT. 5) + COLORI' (13 ML.)

M PRIMER 400 (LT. 5) VALRENNA EXTRA SOFT (LT. 5) + SISTEMA TINTOMETRICO VALCLONE

carteggiare. Poi applicare il PRIMER 400 solo sulle parti stuccate. Dopo circa 4 ore a 20°C applicare una mano di PRIMER 400 colorato e diluito al 20% con acqua. Se invece le superfici sono sane e non sforanti, applicare a copertura una mano di PRIMER 400 colorato e diluito al 20% con acqua. Dopo 4 ore a 20°C, procedere con l'applicazione del VALRENNA.

Supporti Nuovi. Stuccare adeguatamente la superficie da trattare. Ad essiccazione avvenuta, carteggiare ed applicare il PRIMER 400 solo sulle parti stuccate. Dopo circa 4 ore a 20°C applicare una mano di PRIMER 400 colorato e diluito al 20% con acqua. Trascorse altre 4 ore a 20°C, procedere con l'applicazione del VALRENNA.

Dati Tecnici: Diluizione: il PRIMER 400 va diluito al 20% con acqua; il VALRENNA va diluito al 10%. **Resa:** VALRENNA circa LT. 1 per 7 - 8 mq; PRIMER 400 circa LT. 1 per 11 - 12 mq una mano a copertura in base all'assorbimento del supporto. **Confezioni:** il PRIMER 400 è disponibile in confezioni da LT. 0,750, LT 2,5 e LT. 5; il VALRENNA è fornito in confezioni da LT. 0,750, LT 2,5 e LT. 5; il COLORI' è da 80 ML e 480 ML. per colorare sia il VALRENNA che il PRIMER 400. Tutti i prodotti vanno mescolati bene prima dell'uso. **Temperatura per applicazione:** superiore a +5°C e inferiore a +30°C. **Essiccazione:** fuori polvere dopo circa 1 ora a 20°C. Asciutto dopo 5 - 6 ore a 20°C. Indurisce dopo 24 ore in base alla temperatura dell'ambiente. **Aspetto del prodotto:** opaco ad effetto renna e tessuto. **Resistenza:** dopo il completo indurimento, si ottiene una pellicola traspirante con buona resistenza alla normale abrasione. **Lavabilità:** dopo 15 giorni dall'applicazione con una soffice spugna bagnata con acqua strofinando delicatamente per evitare macchie e scolorimenti. **Pulizia attrezzi:** con acqua e sapone. **Conservazione:** in latta ben chiusa, anche dopo l'uso, a temperatura superiore a +10°C e inferiore a +30°C. Stabilità: 2 anni circa in confezioni ben sigillate e mai aperte.

Norme di sicurezza: Evitare il contatto diretto con la pelle, proteggere gli occhi ed il viso, in caso di contatto, lavare immediatamente ed abbondantemente con acqua e consultare il medico. Le attrezzature non devono essere lavate in corsi d'acqua, scarichi, ecc.

Avvertenze per l'utilizzatore: Il VALRENNA è un prodotto particolarmente sensibile alla mano dell'applicatore, è quindi consigliabile che il lavoro sia iniziato e terminato dalla stessa persona per evitare difformità d'effetto e di colore. N.B.: Le informazioni sopriportate sono esatte ed accurate. Tuttavia non essendo le condizioni d'impiego sotto il nostro controllo, non ci assumiamo alcuna responsabilità per i consigli ed i suggerimenti forniti. Si consiglia di eseguire il ciclo completo su una piccola parete per verificare la perfetta riuscita dopo di che proseguire con la decorazione controllando costantemente gli effetti decorativi ottenuti, poiché il VALRENNA si compone di prodotti naturali e resine speciali che reagiscono a seconda dell'umidità, del calore, della ventilazione ed in base alle modalità di applicazione. Quindi ogni lavoro acquisterà la propria personalizzazione. Le tinte possono variare, rispetto al catalogo, dal 20% al 30% come pure tra una partita e l'altra. Pertanto, onde evitare diversità di colore ad applicazione avvenuta, è necessario mescolare tutto il materiale in un contenitore grande prima di iniziare l'applicazione.



COLORAZIONE

EN This is a water-based paint for indoor use which is unusually soft to the touch, similar to buckskin. VALRENNA contains special resins and pigments which make it possible to achieve decorative effects similar to those offered by soft fabric, in extremely elegant colour shades. VALRENNA can be applied to many types of surface, for example cement, plaster, plaster of Paris, plaster-board, wood and iron, after a suitable first treatment has been applied.

CHARACTERISTICS:

To create the colours displayed in the catalogue, mix VALRENNA and PRIMER 400 with the corresponding quantity of COLORI' colouring paste. Alternatively, the VALCLONE Dispensing System may be used to achieve the desired colour.

APPLICATION OF VALRENNA: 1) Buckskin Effect:

Spread the VALRENNA using a brush in criss-cross fashion, with small brush-strokes moving in all directions. After applying over a surface of about 1 square metre, go over the decorated surface with a brush free of product, caressing the VALRENNA with brush-strokes in all directions so as to make the Buckskin effect emerge better. After about 5 - 6 hours at 20°C, apply the second coat of VALRENNA, using the same procedure as described above. For this Effect VALRENNA must be diluted 10% with water.

2) Shantung Effect: Spread and distribute the VALRENNA well using a short-haired roller in strips about 1 metre wide and 1 - 2 metres high. Immediately afterwards, while the product is still wet, brush the VALRENNA from top to bottom and vice versa with the PV 88 brush so as to create streaks similar to the Shantung fabric effect. To decorate corners and areas which are difficult to reach, the smaller PV 89 brush may be used. After about 5 - 6 hours at 20°C, apply the second coat of VALRENNA, using the same technique as above. For this Effect VALRENNA must be diluted 10% with water.

3) Linen Effect: Spread and distribute the VALRENNA well using a short-haired roller in strips about 1 metre wide and 1 - 2 metres high. Immediately afterwards, while the product is still wet, brush the VALRENNA from top to bottom and vice versa with the PV 88 brush.

To decorate corners and areas which are difficult to reach, the smaller PV 89 brush may be used. After about 5 - 6 hours at 20°C, apply the second coat of VALRENNA, and while the product is still wet, brush horizontally from right to left and vice versa so as to create criss-cross streaks similar to the effect produced by linen fabric. For this Effect VALRENNA must be diluted 10% with water.

BASE COAT APPLICATION:

Old Surfaces. Remove old non-adhering and peeling paint, then wash using water and suitable soap products. Next, use a filler to repair the surface. When drying is complete, sand the surface. Then apply PRIMER 400 to the filled parts only. After approximately 4 hours at 20°C, apply a coat of PRIMER 400 coloured and diluted 20% with water. If, however, the surfaces are clean and not peeling, apply a covering coat of PRIMER 400 coloured and diluted 20% with water. After 4 hours at 20°C, proceed with the application of VALRENNA.

New Surfaces. Use a filler to repair the surface. When dry, sand and apply PRIMER 400 to the filled parts only. After approximately 4 hours at 20°C, apply a coat of PRIMER 400 coloured and diluted 20% with water. After another 4 hours at 20°C, proceed with the application of VALRENNA.

TECHNICAL INFORMATION:

Dilution: PRIMER 400 must be diluted 20% with water; VALRENNA must be diluted 10% with water.

Coverage: VALRENNA about 1 litre per 7 - 8 square metres; PRIMER 400 - approximately 1 litre to cover depending on the absorbency of the surface.

Packaging: PRIMER 400 is available in 0,750 litre, 2,5 litre and 5 litre packs; VALRENNA is supplied in 0,750 litre, 2,5 litre and 5 litre packs; COLORI is available in 80 ml and 480 ml for colouring both VALRENNA and PRIMER 400. All products should be mixed thoroughly before use.

Application temperature: between +5°C and +30°C.

Drying: in a dust-free environment for 1 hour at 20°C. Dry after 5 - 6 hours at 20°C. Hardens after 24 hours, depending on the temperature of the room.

Appearance of the product: opaque, with buckskin and textile effect.

Durability: after the hardening process is complete, a transparent film develops which provides a high level of resistance to normal wear.

Washability: 15 days after application with a soft sponge moistened with water, rubbing gently to avoid stains and discolouration.

Cleaning equipment: with soap and water.


Storage: make sure the tin is tightly closed, even after use, and stored at a temperature no lower than +10°C and no higher than +30°C.

Stability: approximately 2 years, if well sealed and never opened.

SAFETY REGULATIONS: Avoid direct contact with the skin. Protect eyes and face. In the event of contact, rinse immediately and thoroughly with water and consult a doctor. Equipment must not be washed in water-courses, drains etc.

USER ADVICE: VALRENNA is a product that is particularly sensitive to the way it is applied and it is therefore recommended that the work is started and completed by the same person, in order to avoid differences in effect and colour.

N.B.: The above information is both correct and accurate. However, considering that the conditions in which the products are used are not under our control, we will not be held liable for any recommendations or advice given. We recommend that the complete cycle is tested on a small wall first in order to ensure it is a success, after which the rest of the decoration procedure may be continued (check the decorative effects regularly as you proceed). This is because VALRENNA contains natural products and special resins which react to moisture, heat, ventilation and the application method. Each job will therefore acquire its own unique character. The shades can vary from those shown in the catalogue by 20% to 30%, and also between one batch and another. All the material should therefore be mixed in a large container before the application process is started, in order to avoid differences in colour once the product has been applied.




TXT

VALPAIN T S.p.A.

Via dell'Industria, 80 - 60020 POLVERIGI (AN) ITALY

Tel. +39 071 906383 (r.a.) - Fax +39 071 906384

www.valpaint.it - E-mail: info@valpaint.it

AZIENDA CERTIFICATA ISO 9001 ED ISO 14001 

SHOW ROOM

Piazza Armando Diaz, 5 - 20121 MILANO (MI) - ITALY

VALPAIN T TUNISIE S.A.

Zone Industrielle Zaghouan - 1100 ZAGHOUAN - TUNISIE

Tel. +216 71 940 134 / +216 72 681 051 Fax +216 71 940 138 / +216 72 681 071

E-mail: info@valpaint.tn

2° Stabilimento

43 Rue Des Entrepreneurs - 2035 CHARGUIA 2 - TUNISIE

Tel. +216 71 940134 / +216 71 940136 Fax +216 71 940138

E-mail: info@valpaint.tn

VALPAIN T DESIGN D.O.O.

Dobrinjska do 27 - 71000 SARAJEVO - BOSNIA E HERZEGOVINA

Tel. +387 33 626134 Fax +387 33 761115

E-mail: valpaint@bih.net.ba

Altro Punto Vendita:

V Proleterske Brigade, 255 - 81000 PODGORICA - MONTENEGRO

Tel./Fax +382 20 656938

E-mail: info@valpaint-design.com

Altro Punto Vendita:

Ilica, 408 - 10000 ZAGREB - CROATIA

Tel./Fax. +385 1 379 4918

E-mail: info@valpaint-design.hr

VALPAIN T ESPANA S.L.

Avenida Pedernales, 30 - 09195 VILLAGONZALO PEDERNALES - BURGOS - ESPAÑA

Tel. +34 93 6382645 Fax +34 93 6382735

E-mail: info@valpaint.es



06/25

VALPAIN T



VALPAINI®



VIDEO

VALPENNA

VALPENNA